



TCBC RIDE SAFETY


TCBC has a very good ride safety record, and we would like to assure that this continues!

There are some basic rules that MUST be followed on TCBC rides. Only riders following these rules are welcome on TCBC rides. If you have questions about these rules, talk with a TCBC ride leader, a TCBC Leader Liaison, or a member of the TCBC Board of Directors. Contact information can be found on the TCBC website – www.biketcbc.org


TCBC RIDE RULES

- ✓ Obey ALL traffic laws – ALL the time!
 - Stop at stop signs – even when no one else is around!
 - Stop and wait at red stop lights until they turn green!
- ✓ Don't ride beyond your ability. You do **not** have to keep up with the "pack."
- ✓ Make sure your bike is in good, safe condition for riding – BEFORE the ride.
- ✓ Know which brake handle is for your rear brake.
- ✓ Use more braking force on your rear brake – Do not use only your front brake.
- ✓ Ride no more than 2 abreast – Ride single file in heavy traffic.
- ✓ Ride as far to the right as safe and practical. On a two-lane road, block a lane ONLY if that is the only safe way to proceed. Then, clear the lane ASAP.
- ✓ Communicate to other riders by loudly saying – **car back, on your left, stopping, slowing, pothole, sand, glass, right turn, left turn,** etc.
- ✓ Communicate with hand signals for turning, stopping, road hazards, etc.
- ✓ Point at obstacles showing the riders behind you where the obstacles are.
- ✓ Wear a properly fitted and fastened ANSI or Snell-approved helmet.
- ✓ Don't confront motorists – get the license number and description and report to police.


HAND SIGNALS AS SEEN FROM BEHIND




left turn



right turn



point at something



slowing or stopping

RIDE SAFETY IS EVERYONE'S RESPONSIBILITY!



Twin Cities Bicycling Club
P. Box 131086
Roseville, MN 55113

